



3G1215X-MS-X-PSW ANTENNA FAMILY

FRPA Footprint GPS L1/L2 Antenna with External Magnet Mount and Painted Sidewalls

The 3G1215X-MS-X-PSW is designed for Global Positioning System (GPS) signal reception in the L1 and L2 frequency bands. This antenna uses the standard Fixed Reception Pattern Antenna (FRPA) form factor and includes an external magnet mount on the bottom of the baseplate. For easy access after the antenna is mounted, an SMA connector is mounted on the side of the baseplate. The vertical sidewalls of the baseplate are painted to match the radome color.

The product family is available in passive and active (amplified) configurations. The active configurations include two-stage ceramic and surface acoustic wave (SAW) filtering for sharp band edges and linearity within the GPS bands. The upper and lower frequency bands are separately amplified and filtered to ensure operation in high ambient interference environments. The passive configurations are best suited to applications where the antenna is positioned close to the GPS receiver.

Antcom can customize this product family to meet your specific requirements. Please contact us for more information about customization options.

BENEFITS

- Easy magnet mount installation with side connector access
- Enclosure painted to match your platform color

FEATURES

- GPS L1/L2 with M-Code coverage
- FRPA-footprint enclosure with external magnet mount
- Side connector (SMA female)



OPTIONS

- | | |
|----------|--|
| COLOR | <ul style="list-style-type: none">• Gloss White• Lusterless Gray• Camo Green• Lusterless Black• Desert Tan |
| LNA GAIN | <ul style="list-style-type: none">• With 33 dB LNA• With 33 dB High Filtering• With 20 dB LNA• With 40 dB LNA• Without LNA |

ELECTRICAL

Frequency Range:	
L1 GPS	1575.42 ± 12 MHz
L2 GPS	1227.60 ± 12 MHz
VSWR	< 2.0:1
Impedance	50 ohms
Polarization	RHCP

MECHANICAL & ENVIRONMENTAL

Designed to:

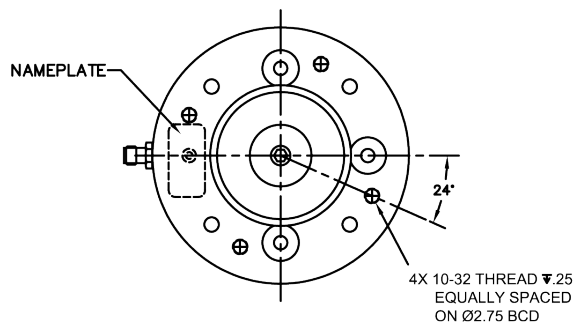
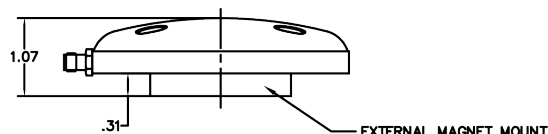
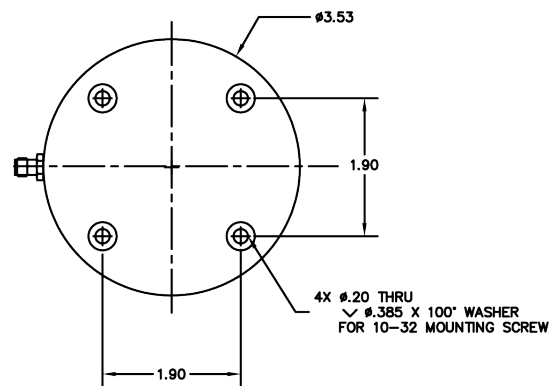
Weight	9.5 oz (Typical)
Temperature	-55°C TO +85°C
Altitude	70,000 ft
Vibration	> 30 Grms

TYPICAL LNA PERFORMANCE

LNA Gain	See Options Table
LNA Noise Figure	3.5 dB
LNA P1dB Out	+13 dBm
LNA DC Power	(3.8 - 15) V <70 mA

LIMITING & FILTERING

Power Handling	1 Watt CW
----------------	-----------



PART NUMBER DECODER
3G1215X-MS-X-PSW

- | | | |
|--------------------------------|--|---------------------------------|
| LNA Gain | | Color (PER FED-STD-595B) |
| A = With 33dB | | 1 = Gloss White #17925 |
| AF = With 33dB, High Filtering | | 2 = Lusterless Gray #36320 |
| A2 = With 20 dB | | 3 = Camo Green #34094 |
| A4 = With 40 dB | | 4 = Lusterless Black #37038 |
| P = Without LNA | | 5 = Desert Tan #33446 |

CONTACT ANTCOM

Phone: +1-310-782-1076
 Fax: +1-310-782-1086
 Email: sales.pi.antcom@antcom.com
 Web: antcom.com

